

Lesson 6: Basic Rhythm: Note Types and 4/4 Time

The duration of musical sounds is indicated by different types of notes. These indicate how long or short to hold the note.

quarter note
1 beat



half note
2 beats



whole note
4 beats



[One whole note equals four quarter notes.	=	
	One half note equals two quarter notes.	=	
	One whole note equals two half notes.	=	

Time signatures are placed at the beginning of a piece of music. They are made up of two numbers.

The top number shows the number of beats per measure.
The bottom number shows what kind of note will get one beat.

In $\frac{4}{4}$ time there are four beats in each measure. A quarter note gets one beat.

1. Clap the rhythm of the notes while counting the beats out loud.


2. Write a $\frac{4}{4}$ time signature after the clef sign. Write in the beat below the notes indicated. Then clap the rhythm while counting the beats out loud.

3. Write a $\frac{4}{4}$ time signature after the clef sign. Write in the beat below the notes indicated. Draw the missing bar lines.

About This Activity

Drill three basic rhythmic values with this musical math fact worksheet. Provide the answers for the first column of "facts" (Example: ♪ + ♪ = 2). Then try to beat your score with more correct answers, or by racing the clock to complete the second and third columns in record time. This activity is great fun for the music classroom, as kids work together in pairs racing to be the first to complete the worksheet!

Worksheet One/Whole, Half and Quarter Notes



It All Adds Up!

$$\begin{array}{l} \text{♪} + \text{♪} = \\ \text{♪} + \text{♪} = \\ \text{♪} + \text{♪} = \\ \text{♩} + \text{♪} = \\ \text{♪} + \text{♪} = \\ \text{♩} + \text{♩} = \\ \text{♩} + \text{♪} = \\ \text{♪} + \text{♩} = \\ \text{♩} + \text{♪} = \\ \text{♪} + \text{♪} = \end{array}$$

$$\begin{array}{l} \text{♪} + \text{♪} = \\ \text{♩} + \text{♪} = \\ \text{♩} + \text{♪} = \\ \text{♪} + \text{♪} = \\ \text{♪} + \text{♩} = \\ \text{♪} + \text{♪} = \\ \text{♩} + \text{♪} = \\ \text{♩} + \text{♪} = \\ \text{♪} + \text{♪} = \\ \text{♩} + \text{♩} = \\ \text{♪} + \text{♪} = \end{array}$$

$$\begin{array}{l} \text{♪} + \text{♪} = \\ \text{♪} + \text{♩} = \\ \text{♩} + \text{♪} = \\ \text{♩} + \text{♩} = \\ \text{♪} + \text{♪} = \\ \text{♩} + \text{♪} = \\ \text{♪} + \text{♪} = \\ \text{♪} + \text{♪} = \\ \text{♩} + \text{♩} = \\ \text{♪} + \text{♪} = \end{array}$$

Score: _____ of 10

Score: _____ of 10

Score: _____ of 10

Bonus Question:



$$\text{♩} + \text{♪} + \text{♪} + \text{♪} + \text{♩} + \text{♪} + \text{♪} + \text{♪} + \text{♪} + \text{♪} + \text{♩} =$$


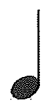




Music Math - Level 1



(Add the beats)


Notes


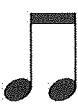
1.  +  = _____



2.  +  = _____



3.  +  = _____

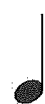

4.  +  = _____

5.  +  = _____

6.  +  = _____


7.  +  = _____



8.  +  = _____



9.  +  = _____



10.  +  = _____



Rests

11.  +  = _____



12.  +  = _____



13.  +  = _____


14.  +  = _____



15.  +  = _____

16.  +  = _____

17.  +  = _____

18.  +  = _____

19.  +  = _____

20.  +  = _____



Music Math - Level 2



(Add the beats)



$$\text{Dotted Quarter} = \text{Quarter} + \left(\frac{1}{2}\text{ Quarter}\right)$$

$$\text{Half} = \text{Quarter} + \left(\frac{1}{2}\text{ Quarter}\right)$$



Notes

1.  +  = _____



2.  +  = _____



3.  +  = _____



4.  +  = _____

5.  +  = _____

6.  +  = _____

7.  +  = _____



8.  +  = _____



9.  +  = _____

10.  +  = _____

Rests



11.  +  = _____

12.  +  = _____



13.  +  = _____



14.  +  = _____



15.  +  = _____


16.  +  = _____

17.  +  = _____

18.  +  = _____

19.  +  = _____

20.  +  = _____




Bar Lines and Beats

www.musictechteacher.com

Name: _____

Date: _____

Draw in the correct bar lines to complete the notation below:



Draw in the notes, rests and rhythms to correctly complete each measure below.
(Each measure should add up to 4 beats using notes and rests.)



4/4 Time Signature

Name: _____
Date: _____

The top number means that each measure receives 4 beats.
The bottom number means that the quarter note receives one beat.

1,2,3,4 1,2 3,4 1 2 3 4 1 + 2 + 3 + 4 +

A whole note receives 4 beats

Half notes receive 2 beats each

Quarter notes receive 1 beat each

$4 + 0 = 4$ $2 + 2 = 4$ $1 + 1 + 1 + 1 = 4$

Eighth notes receive 1/2 of a beat each (2 eighth notes = 1 beat)

$1/2 + 1/2 + 1/2 + 1/2 + 1/2 + 1/2 + 1/2 + 1/2 = 4$

Using the whole, half, quarter and eighth notes above, write your own rhythms in 4/4 time.

Mix the rhythms. Be sure to add each measure up to 4 beats. Write the beat numbers under each note.

2 + 1 + 1/2 + 1/2 = 4

Beat numbers 1,2 3 4 +